PowerHub

# High-Performance Solutions For Mission Critical Operations



## PRIME III UPS

Prime III UPS protects your sensitive electronic equipment from most common power problems including power failures, power sags, power surges, brownouts, line noise, high voltage spikes, frequency variations, switching transients, and harmonic distortion.

Power outages might occur unexpectedly and power quality can be erratic. These power problems have potential to corrupt critical data, destroy unsaved work sessions, and damage hardware — causing hours of lost productivity and expensive repairs.

With the UPS, you can safely eliminate the effects of power disturbances and guard the integrity of your equipment

## Product Highlights

**Reliability:** The Prime III UPS maximizes the availability of your IT systems with extended battery duration choices, hot-swappable batteries, internal bypass, and optional maintenance bypass.

**More power:** The Prime III UPS offers unity output power factor that provides more wattage than conventional UPS, allowing you to connect more devices.

**Efficiency:** With up to 91% efficiency rating in normal mode, the double-conversion online Prime III UPS assures high availability and total load protection in its class.

**Reduce battery charging time:** Batteries may now be charged up to 90% of their capacity in under 8 hours thanks to built-in chargers in the UPS and External Battery Pack (EBP).

**Simple LCD interface:** The simple LCD interface from Prime III UPS offers a graphical display that gathers all important UPS data in one place. You can read information and change settings with the simple click of a button thanks to the menu's user-friendly interface.'

## Application Areas




Scan the QR above to get in touch with our Sales Representative

PowerHub UPS saves money and energy without sacrificing availability

## Online double-conversion power protection UPS with scalable runtime



### At a Glance:

- Online double conversion
- High power density
- Online double conversion with full digital control
- Wide input voltage range:110~300Vac
- Input power factor 0.99 with PFC
- Selectable output voltage: 208/220/230/240Vac
- Smart charger design for optimized battery performance
- Maximum charging current 6A (EXT model)
- Emergency power off function (EPO)
- ECO mode operation for energy saving
- Generator compatible
- Cold start
- Intelligent fan speed regulation
- Versatile LCD human-computer interface
- Multiple communication interface:RS232 (USB/EPO/Relay card/SNMP card optional)
- Multiple protection function: short-circuit, overload, overheat, battery overcharge and over-discharge, output low voltage and fan fault alarm

### Features

**Wide Input Voltage Range:**
110-300VAC permits erratic power conditions and minimizes battery transfer

**ECO Mode**
Through the LCD display, the input voltage regulation range can be adjusted or updated in energy-saving mode.

**Generator Compatible**
Ensures that the loads receive clean, uninterrupted power during a prolonged power outage

**Cold Start Function**
Enables connected hardware to be started in an emergency when the UPS is not powered.

**Power Conditioning**
Provides protection for connected loads against surges, spikes, lightning, and other power disturbances.

**Built-in Automatic Bypass**
Guarantees uninterrupted power to the load even in the case of a catastrophic UPS failure

**Emergency Power Off (EPO)**
In an emergency, shut off power to any connected devices right away (applicable to standard & extended runtime 6 & 10 kVA models)

**Extended Runtime Models Available**
Scale runtime from minutes to hours by adding external battery packs, meeting the demands of long duration applications.






**ECO Mode**
When the UPS is connected to AC main supply and the load is not critical, UPS can be set to ECO mode in order to improve the power efficiency. In the event of AC interruption, UPS will transfer from bypass to inverter and supply power from the battery.







**LCD Control Panel**
Provides an overview of UPS status and estimated battery runtime.

**External Battery Pack (EBP)** can be easily cascaded via the back panel battery connector and can be replaced by the user directly.

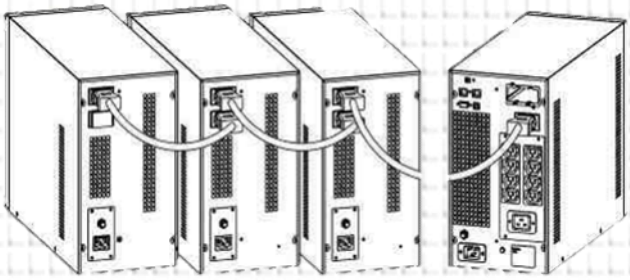



**UPS Monitoring**
Besides having the usual RS232 interface, the UPS can be monitored and controlled via Dry Contact or Ethernet (SNMP) card. This unique solution allows you to conveniently monitor and manage your UPS with a standard Web browser, while simultaneously providing graceful shutdown for multiple computer systems over the network.

1. EPO port
2. Slot for SNMP card / Dry Contact card.
3. External Battery Cabinet connector
4. Output slots including 2 segments
5. Input slot
6. RJ45 surge suppress port
7. RS232 port
8. USB port






# TECHNICAL SPECIFICATION

## PowerHub Prime III Series

| MODEL | | Prime III 1K-SS (Std) | Prime III 1K-SS (Ext) | Prime III 1.5K-SS (Std) | Prime III 1.5K-SS (Ext) | Prime III 2K-SS (Std) | Prime III 2K-SS (Ext) | Prime III 3K-SS (Std) | Prime III 3K-SS (Ext) |
|---|---|---|---|---|---|---|---|---|---|
| PHASE | | Single phase with ground | | | | | | | |
| Capacity (VA/Watts) | | 1000VA /1000W | | 1500VA / 1500W | | 2000VA / 2000W | | 3000VA / 3000W | |
| **INPUT** | | | | | | | | | |
| Nominal voltage | | 208/220/230/240VAC | | | | | | | |
| Operating voltage range (Ambient Temp. <40℃) | Low line transfer | 176Vac±5% @100%-50% load;<br>110Vac±5% @50%-0% load; | | | | | | | |
| | Low line comeback | 186Vac±5% @100%-50% load;<br>120Vac±5% @50%-0% load;; | | | | | | | |
| | High line transfer | 264Vac±5% @100%-50% load;<br>300Vac±5% @50%-0% load; | | | | | | | |
| | High line comeback | 254Vac±5% @100%-50% load;<br>290Vac±5% @50%-0% load; | | | | | | | |
| Operating frequency range** | | 40-70Hz | | | | | | | |
| Power factor | | 0.99@100% load(Nominal Input Voltage) | | | | | | | |
| Bypass voltage range | | Bypass high voltage point<br>230-264: setting the high voltage point in LCD from 230Vac to 264Vac. (Default: 264Vac)<br>Bypass low voltage point<br>176-220: setting the low voltage point in LCD from 176Vac to 220Vac. (Default: 176Vac) | | | | | | | |
| Generator input | | Support | | | | | | | |
| **OUTPUT** | | | | | | | | | |
| Output voltage | | 208/220/230/240Vac | | | | | | | |
| Power factor | | 1.0 | | | | | | | |
| Voltage regulation | | ±1% | | | | | | | |
| Frequency | Line Mode (synchronized range) | 46-54Hz or 56-64Hz | | | | | | | |
| | Bat. Mode | (50/60±0.1)Hz | | | | | | | |
| Crest factor | | 3:1 | | | | | | | |
| Harmonic distortion (THDv) | | ≤3% THDwith linear load<br>≤5% THD with non linear load | | | | | | | |
| Waveform | | Pure Sinewave | | | | | | | |
| Transfer time | AC mode <->Batt. mode | Zero | | | | | | | |
| | Inverter <-> bypass | 4ms(Typical) | | | | | | | |
| Efficiency | | 88%(AC mode)<br>85%(DC mode) | | 89%(AC mode)<br>86%(DC mode) | | 90%(AC mode)<br>86%(DC mode) | | 90%(AC mode)<br>87%(DC mode) | |
| **BATTERY** | | | | | | | | | |
| Battery Type | | 12V9AH | depends on the capacity of external batteries | 12V9AH | depends on the capacity of external batteries | 12V9AH | depends on the capacity of external batteries | 12V9AH | depends on the capacity of external batteries |
| Numbers | | 3 | | | | 6 | | | |
| Backup time | | Long run unit depends on the capacity of external batteries | | | | | | | |
| Typical recharge time(standard modle) | | 4 hours recover to 90% capacity (Typical) | | | | | | | |
| Charging voltage | | 41.0 ±1% | | | | 82.1 ±1% | | | |
| Charge current(A) | | 1 | 6 | 1 | 6 | 1 | 6 | 1 | 6 |
| **SYSTEM FEATURES** | | | | | | | | | |
| Overload | Line Mode | 105%~125%: UPS transfer to bypass after 1minute when the utility is normal<br>125%~130%: UPS transfer to bypass after 30 seconds when the utility is normal<br>>130%: UPS transfer to bypass immediately when the utility is normal | | | | | | | |
| | Batt. Mode | 105%~125%: UPS after 1minute shut down;<br>125%~130%: UPS after 10 seconds shut down;<br>>130%: UPS immediately shut down; | | | | | | | |
| Short Circuit | | Hold Whole System | | | | | | | |
| Overheat | | Line Mode: Switch to Bypass; Backup Mode: Shut down UPS immediately | | | | | | | |
| Low battery voltage | | Alarm and Switch off | | | | | | | |
| EPO (optional) | | Shut down UPS immediately | | | | | | | |
| Audible & Visual alarms | | Line Failure, Battery Low, Overload, System Fault | | | | | | | |
| Comunication interface | | USB(or RS232), SNMPcard(optional), Relay card (optional) | | | | | | | |
| **ENVIRONMENTAL** | | | | | | | | | |
| Operating temperature | | 0℃~40℃ | | | | | | | |
| Storage temperature | | -25℃~55℃ | | | | | | | |
| Humidity range | | 20-90 % RH @ 0- 40°C (non-condensing) | | | | | | | |
| Altitude | | < 1500m | | | | | | | |
| Noise level | | Less than 55dBA at 1 Meter | | | | | | | |
| **PHYSICAL** | | | | | | | | | |
| Dimension W×D×H (mm) | | 144 x 399 x 209 | 144 x 293 x 209 | 144 x 399 x 209 | | 191 x 460 x 337 | | | |
| Net Weight (kg) | | 12.2 | 4.1 | 13.1 | 5.6 | 24.5 | 10.3 | 24.5 | 10.9 |
| **STANDARDS** | | | | | | | | | |
| Safety | | IEC/EN62040-1,IEC/EN60950-1 | | | | | | | |
| EMC | | IEC/EN62040-2,IEC61000-4-2,IEC61000-4-3,IEC61000-4-4,<br>IEC61000-4-5,IEC61000-4-6,IEC61000-4-8 | | | | | | | |
| Performance | | IEC62040-3 | | | | | | | |

*Due to ongoing product improvements, specifications are subject to change without notice.*

**APECUS** Technologies Pte Ltd
7030 Ang Mo Kio Ave 5
#06-50 Northstar @ AMK
Singapore 569880
Tel: (65) 6570 8069
Email: sales@apecus.com
Website: www.apecus.com

Copyright © 2025 APECUS TECHNOLOGIES
All rights reserved
Printed in Singapore
*Rev 1.3 – OCT 2025*